ECE-2025 Fall-2004

Lecture 16
Continuous-Time Signals and Systems
22-Oct-04

Info: Web-CT, Lab, HW

- Quiz #2: resolve grades by **1-Nov**
  - Graders were:
    - Prob 1: Dr. Taylor, Prob 2: Dr. Anderson
    - Prob 3: Dr. Smith, Prob 4: Dr. Williams
- Quiz #3 will be 19-Nov (Friday)

- HW #9 due next week
- Labs #7 **and** #8 due next week
  - *Except for Monday Labs, which are starting Lab #8*

Quiz #2 Results

Distribution for Quiz #2

Statistics:

Graded out of: 100.0 Highest grade: 100.0 Mean grade: 79.5

Number of records: 222 Lowest grade: 21.0 Median grade: 80.0

Score Range	Frequency
[40, 43.3)	1
[43.3, 46.7)	
[46.7, 50)	2
[50, 53.3)	8
[53.3, 56.7)	4
[56.7, 60)	7
[60, 63.3)	8
[63.3, 66.7)	12
[66.7, 70)	15
[70, 73.3)	26
[73.3, 76.7)	13
[76.7, 80)	13
[80, 83.3)	17
[83.3, 86.7)	11
[86.7, 90)	12
[90, 93.3)	19
[93.3, 96.7)	12
[96.7, 100)	21
[100]	20

Concept Map: z-Transform

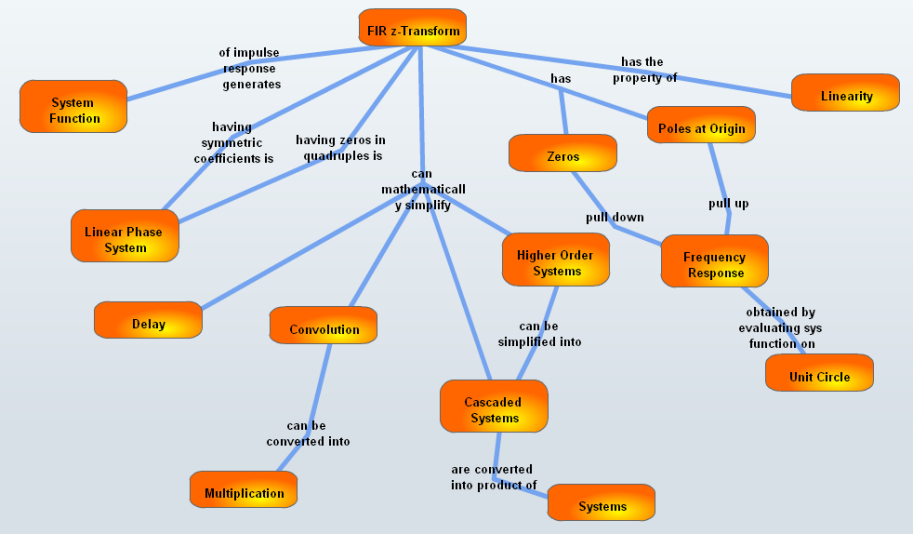

3 DOMAINS MOVIE: FIR

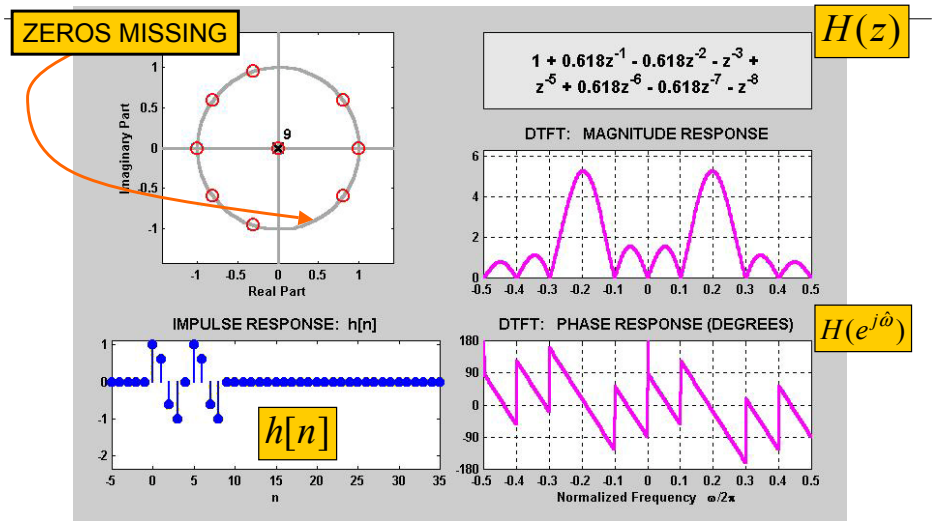

PeZ Demo: Zero Placing

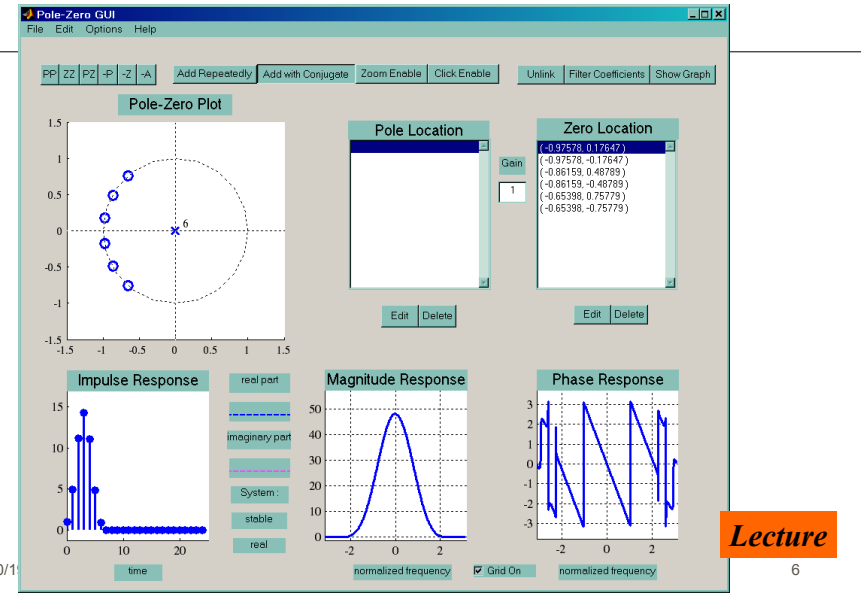

Lecture

READING ASSIGNMENTS

- This Lecture:
  - Chapter 9, Sects 9-1 to 9-5
- Other Reading:
  - Recitation: Ch. 9, all
  - Next Lecture: Chapter 9, Sects 9-6 to 9-8

LECTURE OBJECTIVES

- Bye bye to D-T Systems for a while
- The UNIT IMPULSE signal
  - Definition
  - Properties
- Continuous-time signals and systems
  - Example systems
  - Review: **L**inearity and **T**ime-**I**nvariance
  - Convolution integral: impulse response

D-T Filtering of C-T Signals

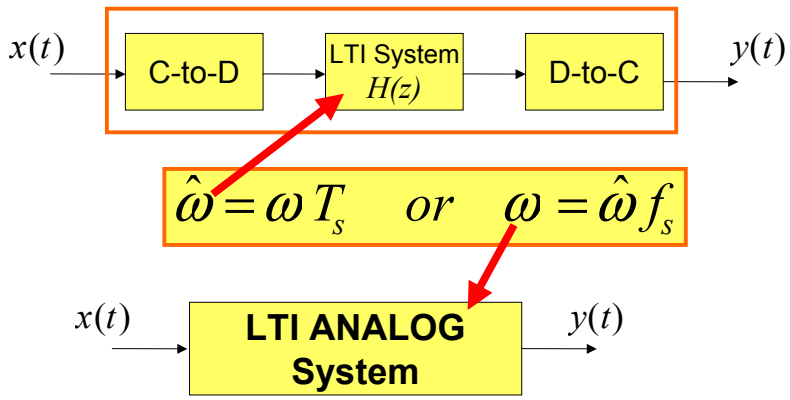

ANALOG SIGNALS x(t)

- INFINITE LENGTH
  - SINUSOIDS: (t = time in secs)
  - PERIODIC SIGNALS
- ONE-SIDED, e.g., for t>0
  - UNIT STEP: u(t)
- FINITE LENGTH
  - SQUARE PULSE
- IMPULSE SIGNAL: δ(t)

- DISCRETE-TIME: x[n] is list of numbers

CT Signals: PERIODIC

$x(t) = 10\cos(200\pi t)$

Sinusoidal signal

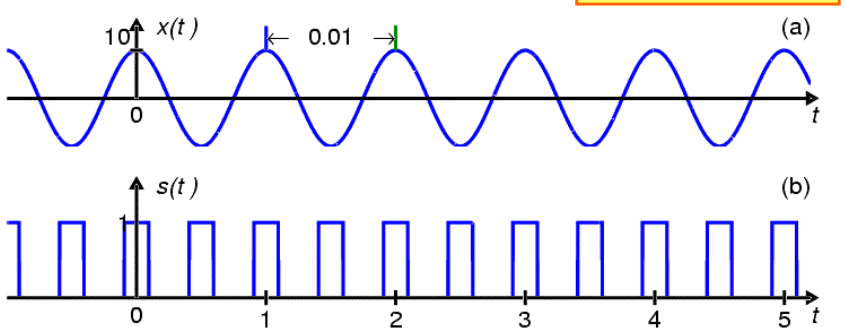

INFINITE DURATION

Square Wave

CT Signals: ONE-SIDED

$u(t) = \begin{cases} 1 & t > 0 \\ 0 & t < 0 \end{cases}$

Unit step signal

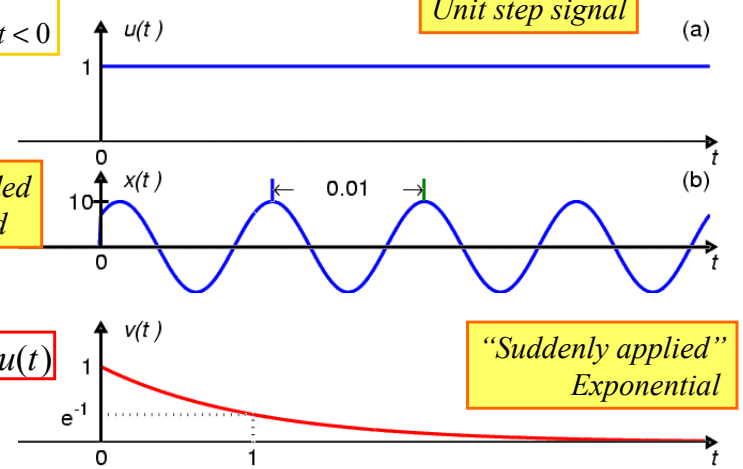

One-Sided Sinusoid

$v(t) = e^{-t}u(t)$

"Suddenly applied" Exponential

CT Signals: FINITE LENGTH

$$p(t) = u(t-2) - u(t-4)$$

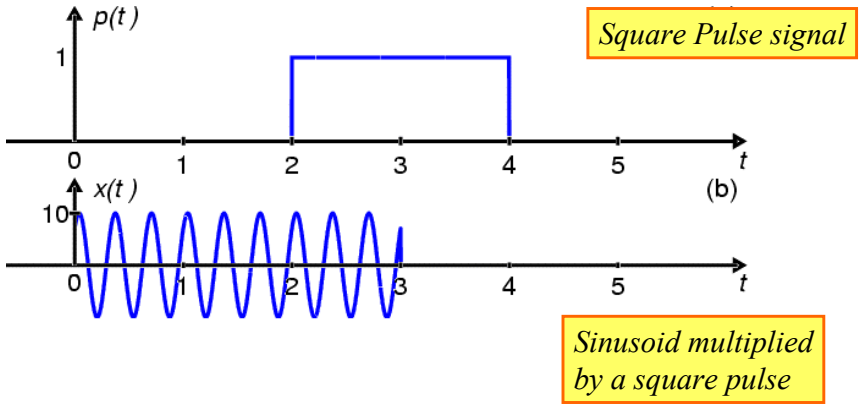

What is an Impulse?

- A signal that is concentrated at one point.

$$\int_{-\infty}^{\infty} \delta_\Delta(t)dt = 1$$

$$\lim_{\Delta \to 0} \delta_\Delta(t) = \delta(t)$$

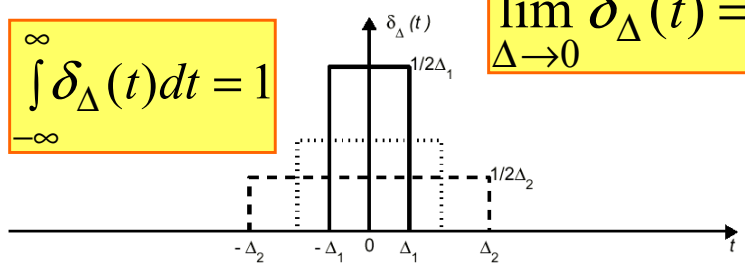

Defining the Impulse

- Assume the properties apply to the limit:

$$\lim_{\Delta \to 0} \delta_\Delta(t) = \delta(t)$$

- One "**INTUITIVE**" definition is:

$$\delta(t) = 0, \quad t \neq 0$$

Concentrated at t=0

$$\int_{-\infty}^{\infty} \delta(\tau)d\tau = 1$$

Unit area

Sampling Property

$$f(t)\delta_\Delta(t) \approx f(0)\delta_\Delta(t)$$

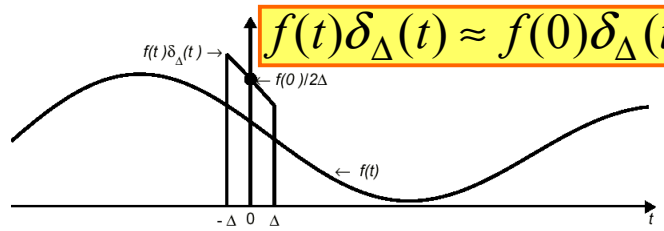

$$f(t)\delta(t) = f(0)\delta(t)$$

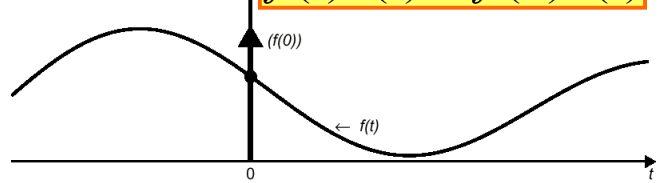

General Sampling Property

$$f(t)\delta(t-t_0) = f(t_0)\delta(t-t_0)$$

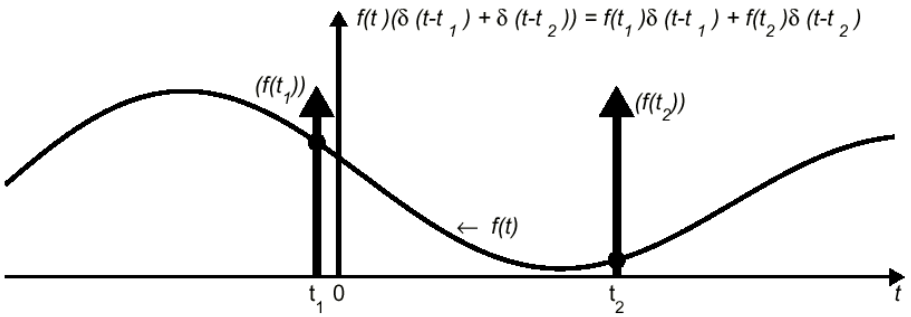

Properties of the Impulse

$$\delta(t-t_0) = 0, \quad t \neq t_0$$ *Concentrated at one time*

$$\int_{-\infty}^{\infty} \delta(t-t_0)dt = 1$$ *Unit area*

$$f(t)\delta(t-t_0) = f(t_0)\delta(t-t_0)$$ *Sampling Property*

$$\int_{-\infty}^{\infty} f(t)\delta(t-t_0)dt = f(t_0)$$ *Extract one value of f(t)*

$$\frac{du(t)}{dt} = \delta(t)$$ *Derivative of unit step*

Continuous-Time Systems

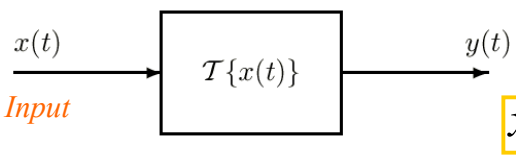

$$x(t) \mapsto y(t)$$

- Examples:
  - Delay $y(t) = x(t-t_d)$
  - Modulator $y(t) = [A + x(t)]\cos\omega_c t$
  - Integrator $y(t) = \int_{-\infty}^{t} x(\tau)d\tau$

CT BUILDING BLOCKS

- INTEGRATOR (CIRCUITS)
- DIFFERENTIATOR
- DELAY by t_o
- MODULATOR (e.g., AM Radio)
- MULTIPLIER & ADDER

Ideal Delay:

- Mathematical Definition:

$$y(t) = x(t - t_d)$$

- To find the IMPULSE RESPONSE, *h(t),* let *x(t)* be an impulse, so

$$h(t) = \delta(t - t_d)$$

Output of Ideal Delay of 1 sec

$x(t) = e^{-t}u(t)$

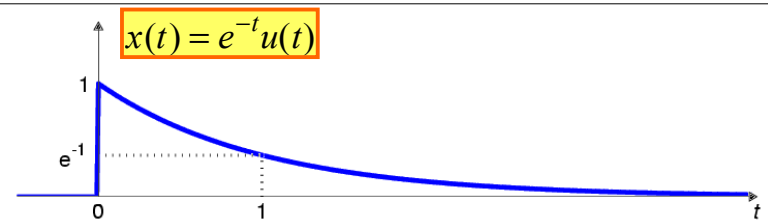

$$y(t) = x(t-1) = e^{-(t-1)}u(t-1)$$

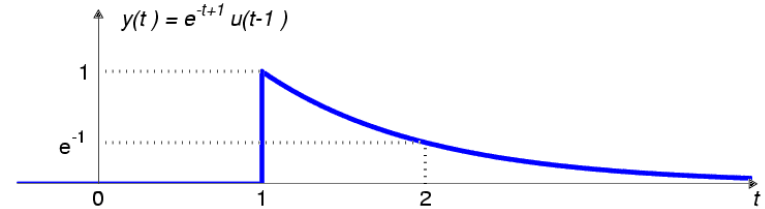

Integrator:

- Mathematical Definition:

$$y(t) = \int_{-\infty}^{t} x(\tau)d\tau$$

Running Integral

- To find the IMPULSE RESPONSE, *h(t),* let *x(t)* be an impulse, so

$$h(t) = \int_{-\infty}^{t} \delta(\tau)d\tau = u(t)$$

Integrator:

$$y(t) = \int_{-\infty}^{t} x(\tau)d\tau$$

- Integrate the impulse

$$\int_{-\infty}^{t} \delta(\tau)d\tau = u(t)$$

- IF t<0, we get zero
- IF t>0, we get one
  - Thus we have h(t) = u(t) for the integrator

Graphical Representation

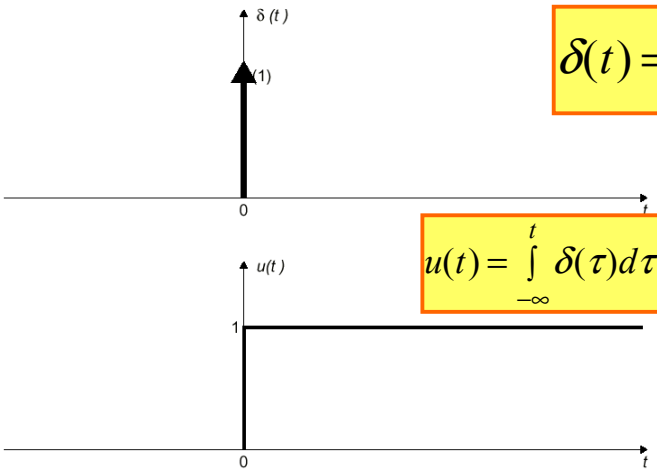

$$\delta(t) = \frac{du(t)}{dt}$$

$$u(t) = \int_{-\infty}^{t} \delta(\tau)d\tau = \begin{cases} 1 & t > 0 \\ 0 & t < 0 \end{cases}$$

Output of Integrator

$$y(t) = \int_{-\infty}^{t} x(\tau)d\tau = x(t) * u(t)$$

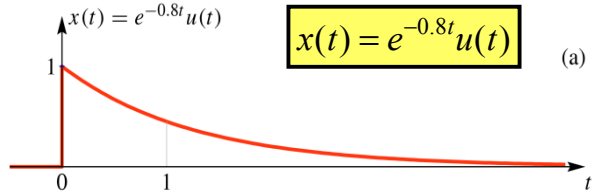

$$x(t) = e^{-0.8t}u(t)$$

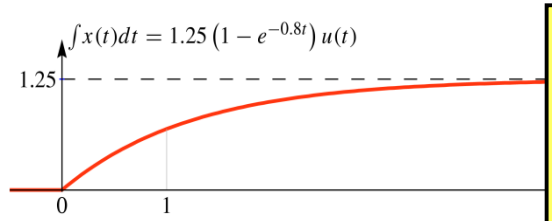

$$y(t) = \int_{-\infty}^{t} e^{-0.8\tau}u(\tau)d\tau$$
$$= \begin{cases} 0 & t < 0 \\ \int_{-\infty}^{t} e^{-0.8\tau}u(\tau)d\tau & t \geq 0 \end{cases}$$
$$= 1.25(1 - e^{-0.8t})u(t)$$

Differentiator:

- Mathematical Definition:

$$y(t) = \frac{dx(t)}{dt}$$

- To find *h(t)*, let *x(t)* be an impulse, so

$$h(t) = \frac{d\delta(t)}{dt} = \delta^{(1)}(t)$$

Doublet

Differentiator Output:

$$y(t) = \frac{dx(t)}{dt}$$

$$x(t) = e^{-2(t-1)}u(t-1)$$

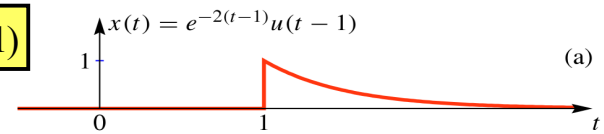

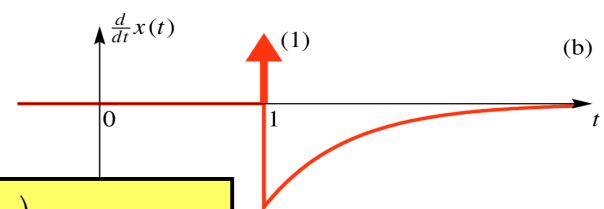

$$y(t) = \frac{d}{dt}\left(e^{-2(t-1)}u(t-1)\right)$$
$$= -2e^{-2(t-1)}u(t-1) + e^{-2(t-1)}\delta(t-1)$$
$$= -2e^{-2(t-1)}u(t-1) + 1\delta(t-1)$$

Linear and Time-Invariant (LTI) Systems

- If a continuous-time system is both linear and time-invariant, then the output *y(t)* is related to the input *x(t)* by a ***convolution integral***

$$y(t) = \int_{-\infty}^{\infty} x(\tau)h(t-\tau)d\tau = x(t) * h(t)$$

where *h(t)* is the ***impulse response*** of the system.

Testing for Linearity

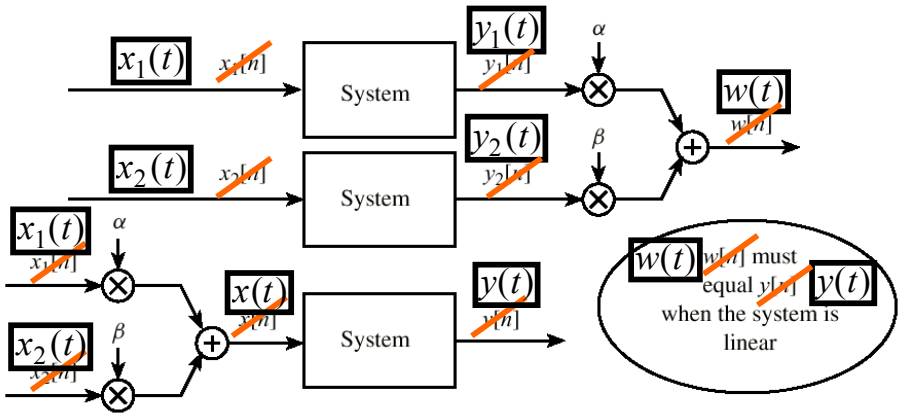
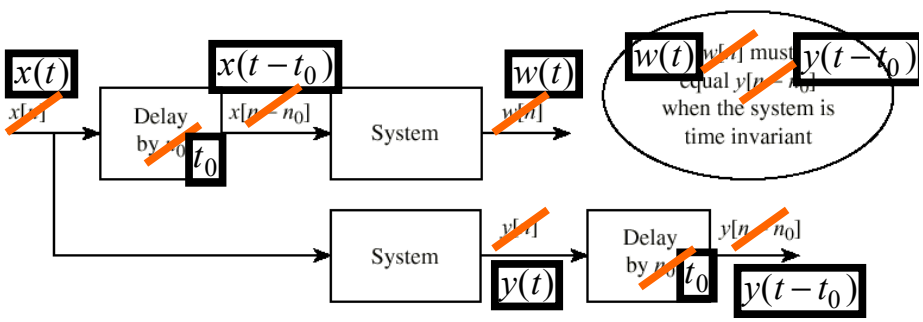
Testing Time-Invariance